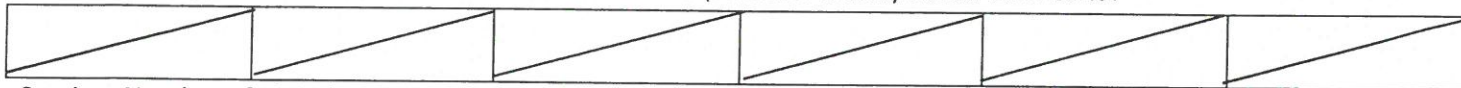


Student's Name: _____ Teacher: _____ Date: _____

Rainbow (Midline):

Rainbow worksheet and 6 different colored crayons. Draw left to right using preferred hand with 6 different crayons.
 Scoring: In top box note R/L hand. In bottom box, mark +/- based on crossing midline. Mark + if they do cross midline (no hand switching), mark - if student does not cross midline (switches hands) within each band.



Scoring: Number of +'s in bottom box equal score. Score: _____/6

Grasp:

During rainbow activity or copying shapes note the student's grasp and circle the most consistent grasp used.



Tripod=2 Quadruped=2 Thumb Wrap=1 Thumb Tuck=1 Palmar=0 Digital=0

Scoring: Use point values below picture as the student's score. Score: _____/2

Copying Shapes:

Student copies shapes.

3 year old expectations		4 year old expectations		5 year old expectations	
		+		X	
-		□		Δ	
0					

Scoring: Score 1 for each shape student can draw. 0 if student does not draw shape. Score: _____/7

Draw a Person:

Student draws picture of person. Student must include BOTH body parts (eyes, ears, arms, legs, hands, feet) in order to get credit.

Head	Eyes	Nose	Mouth	Ears	Mouth	Other
Body	Legs	Arms	Hands	Feet	Fingers	Toes

Scoring: Each body part circled counts as a point. Score: _____/13

Cutting:


Give student cutting sheet and age appropriate scissors. Circle which hand student uses. Circle scissor orientation (thumb up/down) and cutting direction (scissors pointing toward body or away from body). There are 2 of each line present on the sheet. Student only has to cut each line type once, but if they need a second opportunity they can try again. Score as Y (1 point) if student cuts on the line, N (0 points) if student deviates from line.

R L Thumb Down=0 Thumb Up=1 Cuts toward body=0 Cuts away from body=1
 Straight Line Y=1 N=0 Crooked Line Y=1 N=0 Curved Line Y=1 N=0

Scoring: Count total points Score: _____/5








TOTAL POINTS: _____/30

Rainbow/Midline: Present each crayon individually at midline of student. Instructions: "Draw a (color) line inside this stripe (pointing at the band, moving left-right) of the rainbow." Repeat directions for each color.




Name: _____





Copying Shapes: While pointing at each shape and corresponding student box, say "Draw this shape in your box". Do not imitate drawing of the shape.

Draw a Person: Pointing to this area say "Draw a picture of a person (i.e. Mom/Dad). Add as many parts as you can." (No prompting)



Cutting: "Cut on this straight line/crooked line/curved line" (indicate with finger). "Stop cutting when the line stops."
(May repeat on second line if student needs another opportunity)



Name: _____

Name: _____